



# **SUMMER HOLIDAYS HOMEWORK CLASS :NURSERY 2025-26**





Dear Parents

Summer Vacation is a welcome break .....Break from fixed schedules, rules and regulations of the School. Freedom brings more responsibility, so keeping this in mind; we have planned most of the activities to keep our children engaged and also help them in channelizing their energies. Kindly help and guide your child in completing his/her homework and exploring their creative self.

- **How can you make your child independent ?**

**Make your child more Independent by teaching him or her various activities like :**


- **Buttoning and unbuttoning the shirt.**
- **Arranging their Toy Shelf.**
- **Sorting and pairing household items.**
- **Helping in serving the food.**
- **Helping the Mother in cleaning household objects.**
- **Learning to greet Elders and Guests.**

**\* JUNE FUN ACTIVITIES :**

1. Take your child out and make them learn some Traffic Rules or Signs.
2. Take them to the park with their friends and explore the names of the swings.
3. Take help of your kids in gardening. Help your child to grow a plant in the beginning of summer break and take a click. Water the plant regularly and observe its growth. Take a click at the end of summer break and the share the pic with your class teacher.
4. Pick quality time to teach them what floats or sinks in the bath tub.
5. Let them shampoo their hair independently.
6. Take them to any worship place.

# HAPPY FATHERS DAY

Paste the photo  
of your Dad



MY DAD IS MY SUPER HERO

LUV YOU DAD



# ENGLISH



En

- \* Learn the following Rhymes with actions:
  1. Bits of papers
  2. Mumma darling
  3. chubby cheeks
- \* Make your child learn the story 'The Thirsty Crow.'

## Practice PHONETICS

A a says ऐ as in apple, axe, arrow

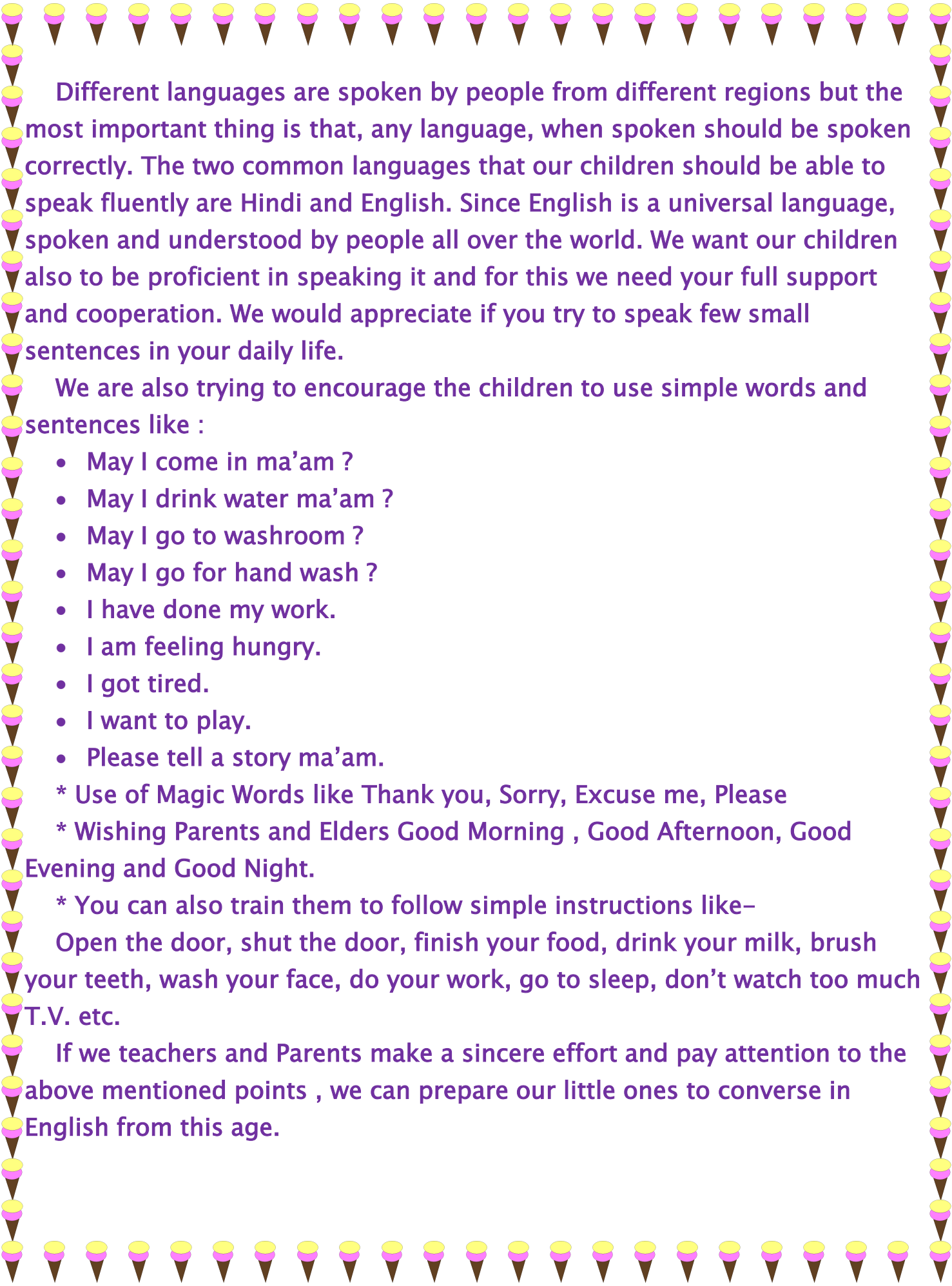
B b says ब as in ball, bag, balloon

C c says क as in cat, candle , car

D d says ड as in dog, drum, doctor  
E e says ए as in elephant, elbow, egg  
F f says फ as in frog, fish, fan  
G g says ग as in grapes, gate , gun  
H h says ह as in horse, house, hot  
I i says इ as in ice-cream, iron, ink-pot  
J j says ज as in joker, jar, jelly  
K k says क as in kite, kettle, kangaroo  
L l says ल as in lion, leaf, lock  
M m says म as in mango, mat , mother  
N n says न as in nest, nut, nose  
O o says ओ as in orange, ostrich, ox  
P p says प as in parrot, peas, pocket  
Q q says क as in quarter, quill, quilt  
R r says र as in rocket, rat, red  
S s says स as in sun, socks, swing  
T t says ट as in tiger, time, toffee  
U u says अ as in umbrella, under, uniform  
V v says व as in van, violen, vulture  
W w says वा as in wall, watch, window  
X x says एक्स as in x-ray, x-mas tree  
Y y says य as in yo-yo, yellow, yak  
Z z says ज़ as in zip, zigzag, zero

\*kindly watch the

video <https://www.youtube.com/watch?v=ImvaFAKW1NU&pp=ygUbCghvbmljcyBzb3VuZHMgb2YgYWxwaGFIZXRz>



Different languages are spoken by people from different regions but the most important thing is that, any language, when spoken should be spoken correctly. The two common languages that our children should be able to speak fluently are Hindi and English. Since English is a universal language, spoken and understood by people all over the world. We want our children also to be proficient in speaking it and for this we need your full support and cooperation. We would appreciate if you try to speak few small sentences in your daily life.

We are also trying to encourage the children to use simple words and sentences like :

- May I come in ma'am ?
- May I drink water ma'am ?
- May I go to washroom ?
- May I go for hand wash ?
- I have done my work.
- I am feeling hungry.
- I got tired.
- I want to play.
- Please tell a story ma'am.

\* Use of Magic Words like Thank you, Sorry, Excuse me, Please

\* Wishing Parents and Elders Good Morning , Good Afternoon, Good Evening and Good Night.









\* You can also train them to follow simple instructions like–

Open the door, shut the door, finish your food, drink your milk, brush your teeth, wash your face, do your work, go to sleep, don't watch too much T.V. etc.

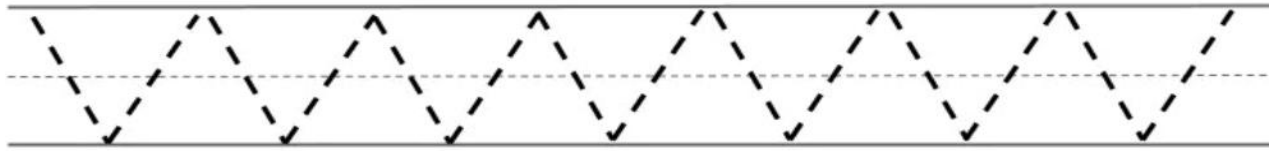
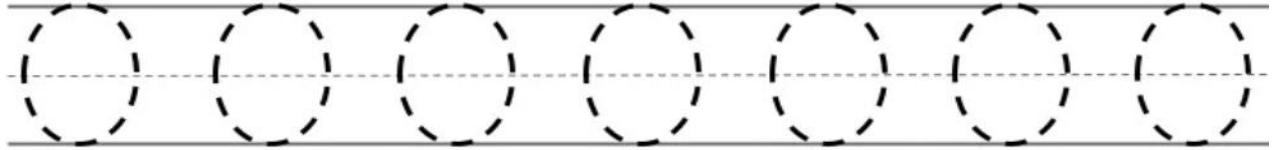
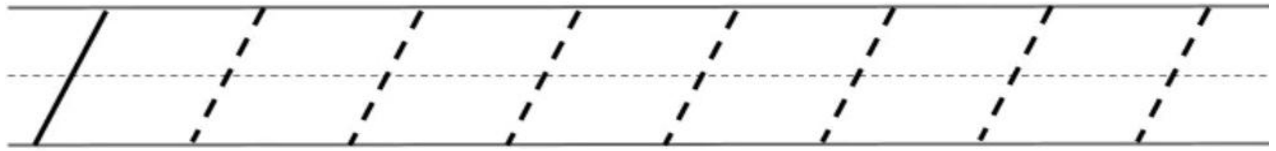
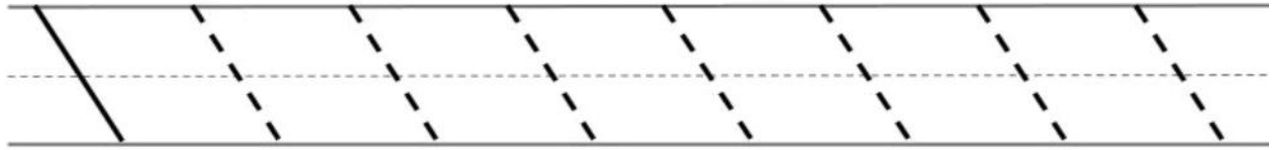
If we teachers and Parents make a sincere effort and pay attention to the above mentioned points , we can prepare our little ones to converse in English from this age.

# What's My Sound?

Shade the beginning sound of each picture.

	<div>c</div> <div>m</div> <div>u</div>		<div>s</div> <div>h</div> <div>t</div>
	<div>n</div> <div>a</div> <div>r</div>		<div>f</div> <div>c</div> <div>d</div>
	<div>e</div> <div>a</div> <div>b</div>		<div>a</div> <div>b</div> <div>x</div>
	<div>m</div> <div>b</div> <div>i</div>		<div>r</div> <div>w</div> <div>y</div>


# Pre-writing Practice



Draw your own here.






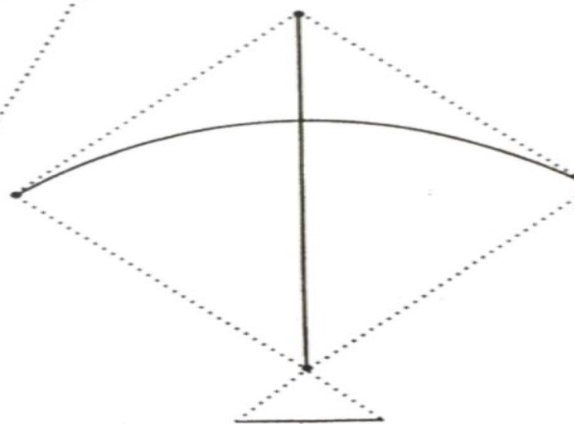
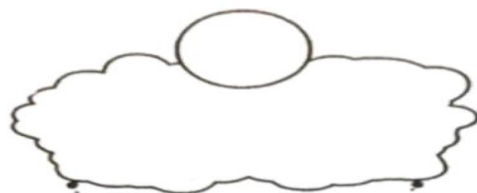


Join the dots and Colour the picture

Stick bindi of red colour to complete the apple tree



Join the dots and colour the pictures




# MATHS



- Maths workbook :



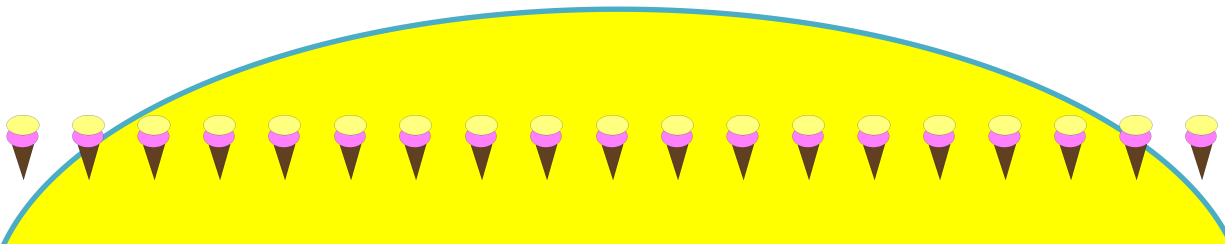
Check (✓) the big object.  
Cross-out (X) the small object.



I can identify big and small.



Trace the dotted lines from left to right using a thick crayon



## Hindi :

अ से अः तक रोज पढ़े।

\* कहानी :

1. प्यासा कौआ

2. jambo or gilhari

\* कविताएं याद करो

1. mummy ki roti gol

2. आम फलों का राजा है।

3. machli jal ki rani hai

## PROJECT WORK

\* Roll no. 1 to 4 will prepare a beautiful chart on story 'The thirsty crow

\* Roll no. 5 to 8 will prepare a beautiful chart on Rhyme : mummy ki roti gol  
gol

\* Roll no. 9 to 12 will prepare a beautiful Model on jambo or gilhari .

\* Roll no. 13 to 16 will prepare a beautiful chart on poem chubby cheeks

\* Roll no. 24 to 28 will prepare a Shapes related object.

Visit to the park and collect the big and small leaves and paste on the A3 size sheet.

A decorative border made of small ice cream cones with yellow and pink scoops and brown cones, arranged in a rectangular frame around the text.

**HAPPY HOLIDAYS!**  
**THE SUMMER BREAK**  
**FROM 10<sup>TH</sup> MAY TO 30<sup>TH</sup>**  
**JUNE.**  
**THE SCHOOL WILL**  
**REOPEN ON 1<sup>ST</sup> JULY.**